


HIMSERVE SOCIETY

PRADHAN NAGAR, SILIGURI, DIST. DARJEELING
(REG. NO. S/1L/17250 OF 2003-2004)

INCOME AND EXPENDITURE ACCOUNT FOR THE YEAR ENDED 31-03-2023

EXPENDITURE	AMOUNT(Rs.)	INCOME	AMOUNT(Rs.)
Expenditure Heads :-		Contribution from Organisation :-	
Leadership Development	1 10,46,791.00	ICCO & Kerkeinactie, Netherland	40,53,095.00
Village Groups Empowerment	2 18,73,647.00	ECTA International, USA	68,63,906.00
Health (Human) Development	3 43,10,861.16	Hope Church, New Zealand	4,86,109.30
Education Development	4 6,58,012.00	DIFAEM, Germany	59,036.00
Human Trafficking	5 4,47,909.00		
Agriculture & Allied Development	6 9,60,949.00	Local Contribution	19,22,288.00
Grace Student's Hostel	7 31,45,999.00		
Skills & Capacity Development	8 2,07,890.21	Bank Interest	1,16,849.00
Administration	9 7,51,948.40		
Depreciation	22,365.00		
Excess of Income over Expenditure	74,911.53		
	1,35,01,283.30		1,35,01,283.30

Place : Siliguri
Date : 08-08-2023




President



Secretary

In terms of our report of even dated
For Swapan Bhawal & Associates
(Chartered Accountants)


(Swapan Bhawal) F.C.A.
Partner
M. No. 084642


HIMSERVE SOCIETY

PRADHAN NAGAR, SILIGURI, DIST. DARJEELING

(REG. NO. S/1L/17250 OF 2003-2004)

BREAK UP OF EXPENDITURES:-

COST CENTRES	PROGRAMMES	ACTIVITIES	ACTUAL
1. Leadership Development	1.1 TCT Training	1.1.1 Food, travel & stay 1.1.2 Stationary/Printing 1.1.4 Rent & electricity charges 1.1.3 Phone Charges 1.1.6 Salary to Facilitators 1.1.7 Insurance, Incentives & Welfare	3,77,717.00 19,774.00 1,52,000.00 3,500.00 4,43,800.00 50,000.00
<i>Sub- Total</i>			10,46,791.00
2. Village Groups Empowerment	2.1 Groups Empowerment Training	2.1.1 Food, travel & stay 2.1.2 Stationary/Printing 2.1.4 Rent and Electricity Charges 2.1.6 Salary and Benefits to CMs 2.1.3 Phone Charges 2.1.7 Insurance, Incentives & Welfare	5,14,944.00 7,023.00 35,490.00 12,94,156.00 2,034.00 20,000.00
<i>Sub- Total</i>			18,73,647.00
3. Health (Human) Development	3.1 Health Awareness Training & Check Ups	3.1.1 Food, travel & stay 3.1.3 Medicines & Hospitalisation 3.1.4 Arrangement	2,33,685.00 60,065.00 7,000.00
	3.2 CHV & Health Club Training	3.2.1 Food, travel & stay 3.2.2 Stationary/Printing 3.2.4 Medical equipments 3.2.5 Arrangement 3.2.6 Salary to Facilitators	2,13,525.00 8,320.00 1,38,818.00 18,100.00 3,87,640.00
	3.3 Dayasagar Ambulance Services	3.3.1 Fuel, Food, travel & stay 3.3.2 Repair, Tax, Pollution & Insurance 3.3.3 Salary to Ambulance Staff	8,31,611.00 8,64,402.16 6,77,500.00
	3.4 Health Clinics	3.4.1 Honorarium to Health Workers 3.4.2 Rent and Electricity Charges 3.4.3 Medicine & Medical Equipments	1,33,800.00 1,52,880.00 36,515.00
	3.5 Dr. Paul Brand Scholarship	3.5.1 Fees for MBBS Student	5,47,000.00
<i>Sub- Total</i>			43,10,861.16
4. Educational Development	4.1 CTC & Teens Club Training	4.1.1 Food, travel & stay 4.1.2 Stationary/ Printing 4.1.4 Rent & electricity charges 4.1.6 Arrangement	1,23,002.00 40.00 80,220.00 5,320.00
	4.2 School Teacher's Training	4.2.1 Food, travel & stay 4.2.3 Educational fees 4.2.5 Salary to Facilitators	1,500.00 17,070.00 1,93,360.00
	4.4 Redstar Academy,	4.4.1 Salary to Teachers	2,37,500.00
<i>Sub- Total</i>			6,58,012.00
5. Human trafficking	5.1 Sensitization on Human Trafficking	5.1.1 Food, travel & stay 5.1.5 Rent & electricity charges 5.1.6 Salary to Facilitators	33,080.00 80,790.00 48,444.00
	5.2 Interception in Transit Points	5.2.4 Rent & electricity charges 5.2.5 Salary to Transit Point staff	7,500.00 2,78,095.00
<i>Sub- Total</i>			4,47,909.00



6. Agriculture & Allied Development	6.1 Agriculture & Allied Training	6.1.1 Food, travel & stay 6.1.3 Phone Charges 6.1.4 Arrangement 6.1.5 Rent & electricity charges 6.1.6 Salary to Facilitators	1,78,137.00 702.00 1,190.00 24,360.00 2,16,260.00
	6.2 Self-sufficiency	6.2.2 Construction/ Repair of Animal/ Agri Farm Sheds 6.2.1 Goods for Construction 6.2.3 Salary to Driver & Hostel Farm	1,15,345.00 2,44,955.00 1,80,000.00
Sub- Total			9,60,949.00
7. Grace Student's Hostel	7.1 Training & Fooding	7.1.1 Food & travel & Stay 7.1.2 Rent & electricity charges 7.1.3 Salary and Benefit to Hostel Staff 7.1.4 Salary and Benefit to Hostel Manager 7.1.6 Insurance, Incentives & Welfare	8,43,253.00 39,703.00 3,00,680.00 2,42,400.00 4,991.00
	7.2 Maintenance & asset of hostel	7.2.1 Construction in Hostel & Center 7.2.2 Repairing	4,49,386.00 12,65,586.00
Sub- Total			31,45,999.00
8. Skill & Capacity Development	8.1 Skill/Vocational Training	8.1.2 Stationary/Printing 8.1.3 Goods & Registration	150.00 43,500.00
	8.2 Visit/Meeting/Monitoring	8.2.1 Food, travel & stay 8.2.3 Sinet (Internet) charges	65,938.21 2,360.00
	8.3 Consultancy for Quality Improvement	8.3.2 Phone & internet charges 8.3.3 Software update & posting 8.3.4 Audit and filing 8.3.5 Servicing and maintenance	3,540.00 19,198.00 68,204.00 5,000.00
Sub- Total			2,07,890.21
9. Administration	9.1 Office	9.1.1 Local travel 9.1.2 Hospitality/Toiletries 9.1.3 Phone charges, Internet 9.1.4 Postage/Courier/Revenue 9.1.5 Rent & electricity Charges 9.1.6 Miscellaneous expense	2,450.00 14,903.00 8,968.00 500.00 1,86,223.00 1,74,978.00
	9.2 Charges/Taxes	9.2.1 Bank & GST charges 9.2.2 Professional Taxes	13,974.40 9,080.00
	9.3 Facilitation by Office Staff	9.3.1 Salary to Office Staff	3,40,872.00
Sub- Total			7,51,948.40
10. Depreciation			22,365.00
Sub- Total			22,365.00
11. Welfare Expense		11.1.1 Staff Welfare 11.1.2 Mediclaim 11.1.3 Retreat	8,40,067.00 1,70,452.00 11,925.00
Sub- Total			10,22,444.00
12. Loan and Advances	1. Advance Paid	12.1.1 Amardeep Rana 12.1.2 Asit Rai 12.1.3 Dinesh Rai 12.1.4 Pema Lepcha 12.1.5 Piyush Lepcha 12.1.6 Samuel Lepcha 12.1.7 Suren Tamang 12.1.8 Sushila Chamling	330.00 504.00 47,295.00 9,875.00 9,450.00 8,325.00 10,940.00 5,610.00 6,890.00
	2. Advance Received	12.2.1 Purna Tamang	6,890.00
Sub Total - A			99,22,777.00



13. Advance for Agriculture and Allied Development	1. Advance Paid	13.1.1 Puran Rai	1,76,120.01
<i>Sub Total - B</i>			1,76,120.01
<i>Total (A+B)</i>			2,69,237.01
<u>14. Fixed Asset Purchases</u>		14.1 Aquaguard Aura	10,608.00
		14.2 Bajaj Rex Mixer Grinder	2,171.00
		14.3 Computer & Printer	7,002.92
		14.4 Furniture	61,893.48
		14.5 Photocopier Machine	15,471.29
<i>Sub Total - B</i>			97,146.69
<i>Grand Total</i>			1,48,15,199.47

